
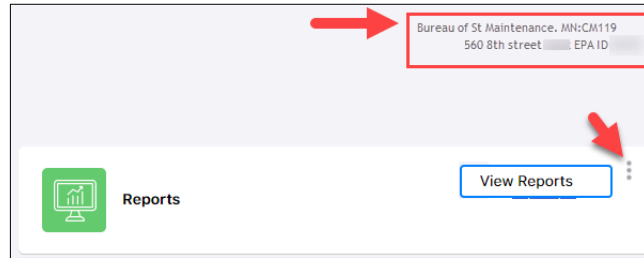



How to Access View Reports:

- Log in to the Online Services application. [Click here](#) to see sign-in instructions.
- Validate the desired generator location under the Clean Harbors logo at the top right corner. To change location, click the existing location name, which will display a list of all available locations.
- From the Reports tile, click  and select **View Reports**.



How to Generate Reports

1. After clicking **View Reports**, the list of the available reports will be displayed.
2. Click  associated with the report to be generated.

Area and Cost Center Disposal Tracking ✕

* This value is mandatory

Start Date: *

End Date: *

Generator Code (Choose Max 10): *

Delivery Options: * Download Email

Note:

1. The difference between the Start Date and End Date cannot be more than 365 days.
 2. Report performance is dependent on network factors. Please expect to wait a few minutes for the Report to launch.

3. Select the date range from **Start Date** and **End Date** fields.
4. Select the Delivery Option: Download or Email.
5. Some reports may have additional fields. Including but not limited to: Filter Type and Container type.
6. Click **Submit**.

Note:

1. The difference between the Start Date and End Date cannot be more than 365 days.
2. Report performance is dependent on network factors. Please expect to wait a few minutes for the Report to launch.

REPORT	DESCRIPTION
Area and Cost Center Disposal Tracking	Produces a report of all waste shipments to Clean Harbors’ facilities within a given date range. For shipments created from our Waste Inventory application, Area, Cost Center, and Item level details will be provided. This version is optimized for CSV file format.
Certificate of Disposal Report	This report provides access to certificates of disposal (CDs) created after June 30, 2009, for waste shipments to Clean Harbors’ facilities. The report parameters allow you to define a date range or specify a manifest number. The hyperlink allows you to view and print certificates of disposal by manifest line. The report can be run by company type of “gen” or “cust/gen”. If run by the company “cust/gen” type, you can generate the report for all associated (co-linked) generators.
Container Forecasting	Shows the total days in an area for containers and the average number of days containers are in an area.
Container View	Reports on all container activity for the specified customer and date range.
Container View Summary	Summarizes drum activity for the specified customer and date range.
Customer Biennial Data Extract	Produces a report in a CSV file of manifest information for biennial and other compliance reporting. The search criteria can be modified to run by the Clean Harbors generator code (company code).
Generator Inventory CSV	Provides a current printout of the generator’s inventory, including drums, labpacks or transformers. This version is optimized for CSV file format.
InSite Customer Work Ticket Details	Captures detailed data from regulatory, facility, and other customer-specific forms for work tickets submitted by our InSite teams. The customer or Clean Harbors InSite teams export work ticket data to Excel format. InSite Services provides experienced employees at customer locations supporting environmental and industrial programs.
InSite Customer Work Ticket Details – Long Version	Captures detailed data, including comments fields from regulatory, facility, and other customer-specific forms for work tickets submitted by our InSite teams. The customer or Clean Harbors InSite teams export work ticket data to Excel format. InSite Services provides experienced employees at customer locations supporting environmental and industrial programs.
Insite Inspection Log	Provide both On Demand and Location information to inspection reports.
Inspection Deficiencies by Area	Displays the results of inspection deficiencies in a pie chart graph by Area for inspections performed by Clean Harbors InSite Teams. Data is exported to PDF format. InSite Services provides experienced employees at customer locations to support environmental and industrial programs.
Inspection Deficiencies by Category and Type	Displays the results of inspection deficiencies in a pie chart graph by Category and Type for inspections performed by Clean Harbors InSite Teams. InSite Services provides experienced employees at customer locations to support environmental and industrial programs.
Inspection Deficiencies Days to Resolve	Displays the results and trends of Inspection deficiencies and Work Ticket Resolution performed by our InSite Teams. Data can be exported to Excel and PDF format. The information calculates the days to resolve an item from the first date it was identified to the current date. InSite Services provides experienced employees at customer locations to support environmental and industrial programs.

REPORT	DESCRIPTION
Inspection Deficiencies Detail	Displays detailed data results for deficiencies captured in the Deficiencies by Area Report and Deficiencies by Category and Type Report. Data is exported to PDF or Excel format. If exported to Excel format, the user can filter row 7 and sort A to group the filter by Area Name (Column E) or Reason Type (Column F) for Category and Type.
Inspection Log	Displays the results of inspection violations by location and area performed by our InSite Teams. Data can be exported to Excel and PDF format. InSite Services provides experienced employees at customer locations to support environmental and industrial programs.
Manifest Tracking	Produces a list of shipping documents such as manifests and bills of ladings received by a Clean Harbors facility. The report can be run by customer code, generator code, or sales order # with a given date range of up to 12 months. The delivery options include viewing the report now or sending it via email. The pdf format includes hyperlinks to scanned shipping documents and weight tickets.
Profile Summary CSV	The generator's profiles include waste description, approval status, approved facilities, and shipping information.
Profile Summary PDF	The generator's profiles include waste description, approval status, approved facilities, and shipping information. This version is optimized for PDF file format.
Waste Tracking CD	Certifies that the waste has been received and will be treated and disposed of in accordance with applicable federal and state laws and regulations. This certificate does not meet the TSCA regulation standards; all TSCA certificates will be mailed to generators as required by regulations.
Waste Tracking Detail	Produces a detailed report of all waste shipments to Clean Harbors facilities, displaying all plant-to-plant shipments.
Waste Tracking Summary Report	Produces a summary report in CSV file format of all waste shipments to Clean Harbors' facilities.